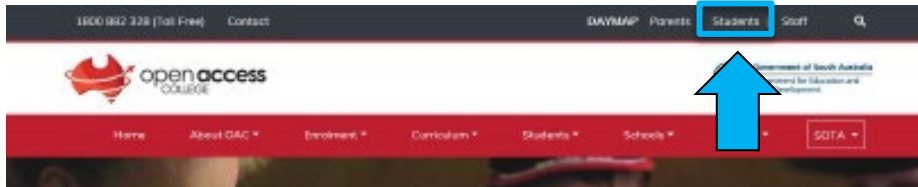


Changing Daymap Password for Students

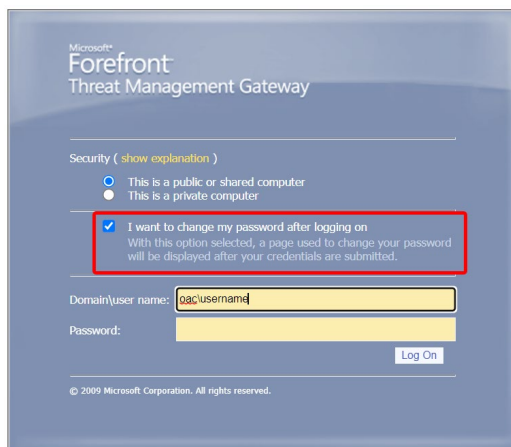
1. To change the Daymap password go to the Open Access College website

www.openaccess.edu.au



2. Click on the **Students** link towards the top-right corner of the webpage.

There are two login pages for the Daymap student portal. Both use the same login details.



OPTIONAL: If you wish to change your password after logging in, check the **box**


NOTE: May differ depending on web browser

Login details

Domain\username: oac\student ID

NOTE: A **backslash ** separates the domain (oac) and the student ID number

Contact the Student Services Centre or your teacher if you're unsure of your Student ID.



If you require a password reset, contact Learning Technology Services:

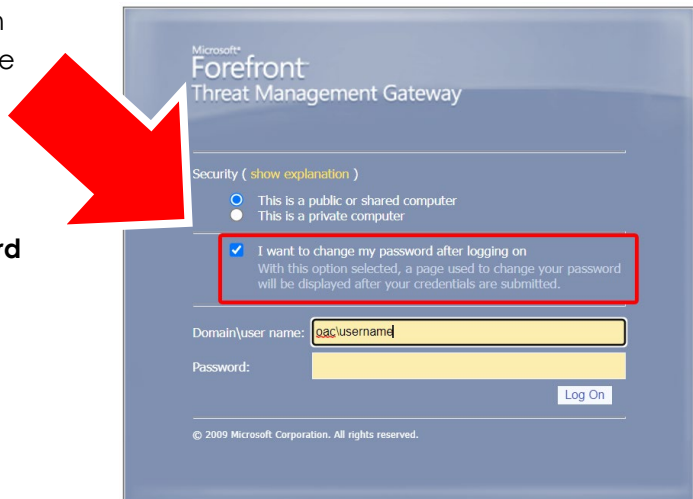
learning.technology799@schools.sa.edu.au
(08) 8309 3500 option 3

Changing your password

If you opted to change your password when logging on, follow the below steps to change your password.

NOTE:

You may also get the following screens if logging on for the first time or if your password has expired



Microsoft®
Forefront
Threat Management Gateway

Security ([show explanation](#))

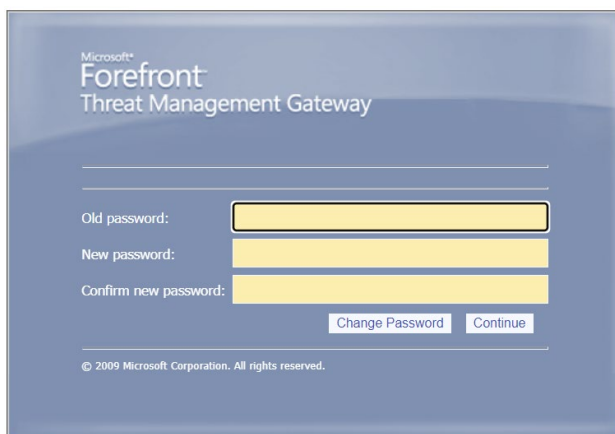
☐ This is a public or shared computer
☐ This is a private computer

☒ I want to change my password after logging on
With this option selected, a page used to change your password will be displayed after your credentials are submitted.

Domain\user name:

Password:

© 2009 Microsoft Corporation. All rights reserved.



Microsoft®
Forefront
Threat Management Gateway

Old password:

New password:

Confirm new password:

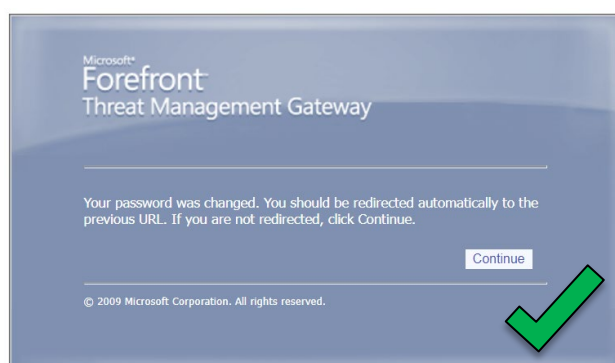
© 2009 Microsoft Corporation. All rights reserved.

In the old password, input your current password.

The new password must:

- Have at least 1 uppercase (A-Z)
- **AND** have at least 1 lowercase (a-z)
- **AND** have at least 1 number (0-9)
- **AND** have at least 8 characters
- **AND** cannot be your name

Click on the **Change Password** button



Microsoft®
Forefront
Threat Management Gateway

Your password was changed. You should be redirected automatically to the previous URL. If you are not redirected, click Continue.

© 2009 Microsoft Corporation. All rights reserved.

If your password was changed successfully, you will see this screen.

If you require support changing your password, contact Learning Technology Services:

learning.technology799@schools.sa.edu.au
(08) 8309 3500 option 3