

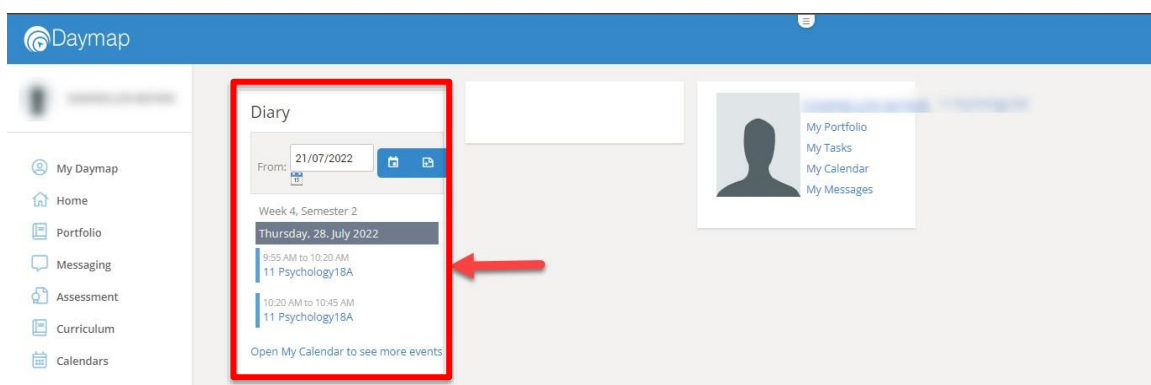
## Using Daymap for Students

**When you log in, you will see the portal homepage...**

You'll be able to see information about your **upcoming lessons** as well as:

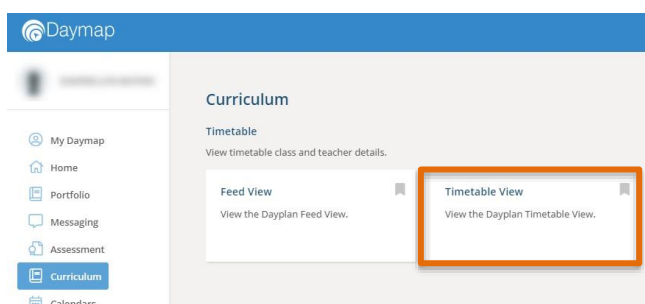
- Messages\* (sent via Daymap)
- Shortcuts to your portfolio (e.g., reports, attendance)
- Shortcuts to your assessment tasks

\* Messages will only display messages sent to/from Daymap.  
You will need to access your e-mail for messages sent via e-mail.



### To view your timetable

Click on the **Curriculum** menu and then **Timetable View**



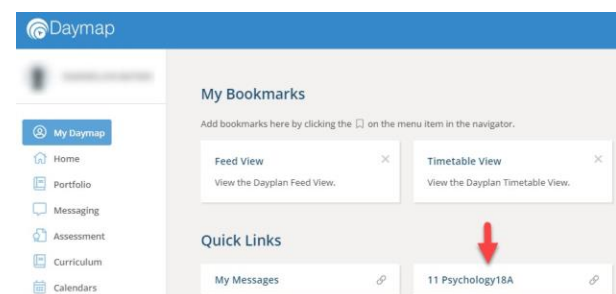
### To bookmark a particular page (My Daymap)

Click on the  icon on the menu item

### To view subject/class information

Either click on the subject name in the diary or timetable

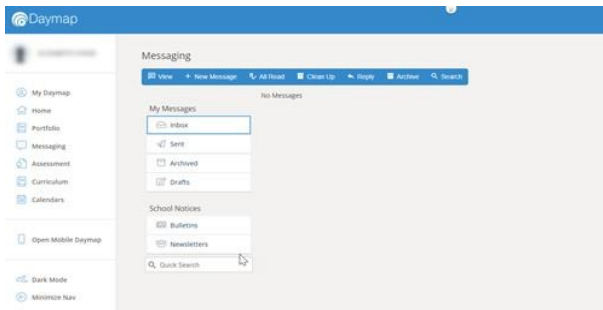
If you cannot see the subject, go to My Daymap and then click on the subject file



If you cannot see a subject tile in My Daymap and believe you're enrolled in the subject, contact the Student Services Centre.

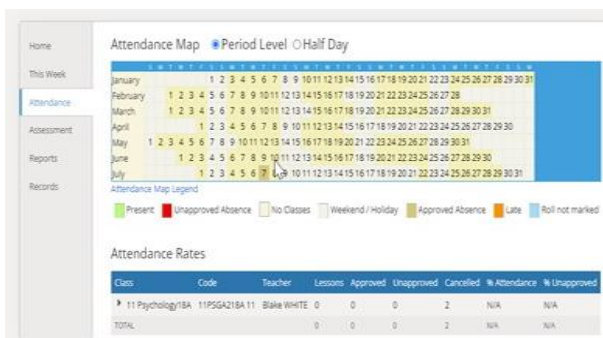
## To view your messages

Click on the **Messaging** menu and then click on **My Messages**



## To view your portfolio (attendance, results, records, reports)

Click on the **Portfolio** button on the menu. Then use the tabs on the left panel to browse through each section.

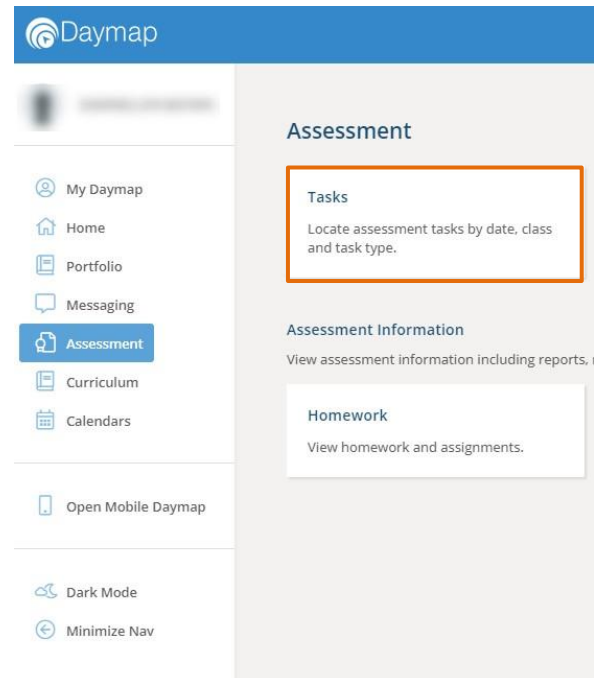


Term reports (PDF) are listed under the **Reports** tab

Results for assessment tasks are listed under the **Assessment** tab

## To view your assessment tasks

Click on the **Assessment** menu and then click on **Tasks**



Then click on the **Task ID** (left column of the table) for the assessment task you wish to view

### Assessment Task

My Tasks **My Work** Notes Message

#### Interaction-Presentation

11 Spanish Beginners A6A Graded and Marked out of 100

Valeria MANGINI

Set on 07/06/2022 9:00 AM

Due on 28/06/2022 9:00 AM

Students compose and present a speech to the class introducing 3 people giving: their personal details (name, date and place of birth, where they live etc.), their relationship to themselves, physical appearance and personality. Their presentation aims to inform. Students demonstrate their ability to: engage the audience using appropriate conventions of a presentation; provide relevant information in a logically-sequenced manner; use a range of appropriate vocabulary and sentence structures accurately; and use accurate pronunciation, intonation and stress to enhance communication.

To submit your work for the assessment task, click on the **My Work** button