




# SOTA *Speak*

School of the Air Newsletter

February 2023 Term 1

## Message from the Head of Campus

We are pleased to present the second issue of our school newsletter. In this edition, we would like to share with you some exciting developments and upcoming events.



After four weeks, we are happy to report that our new teachers have been adapting well and quickly getting up to speed with the expectations and responsibilities of their roles. With the support and encouragement of their more experienced colleagues, they have been actively developing their online teaching mindset as well as skills to create engaging learning for our students. We are confident that with your continued support, our new teachers will thrive and make valuable contributions to our school community.

We are also delighted to see how quickly new supervisors and Reception students are settling into school. Miss Megan is thoroughly enjoying her travels to our new families and helping them to establish daily learning routines. Very soon, the Reception students will be WebEx experts.

Seeing the growth of our students is one of the best rewards of working in SOTA. This year, SOTA has replaced SRC with Student Council to

strengthen the leadership skills of 8 emerging leaders. The purpose of Student Council is to give students a more active voice and platform to share their ideas, concerns, and suggestions for improving our school. We are confident these fine young leaders will make valuable contributions to the school.

The second half of term 1 is rather exciting. On Friday, 17 March is SOTA-Arid Lands Science Day and Learning Conversations. Staff from Marine Discovery Centre will share fascinating facts about marine life with students. Following their talk,

teachers will host Learning Conversations with each family to discuss their student's learning progress. In week 8, we will gather at Woomera Area School for School Experience Week. Besides NAPLAN, we have planned many fun activities for that week.

Improving reading is our school goal for the year. While reading is critical to language development, it also expands our imagination and ways of relating to the magical world that we live in. The South Australian [Premier's Reading Challenge](#) is in its 20<sup>th</sup> year. Let's keep encouraging our students to read every day. We look forward to seeing all our students receiving their PRC certificates at Get Together.

My colleagues and I can't wait to see all of you again at Woomera!

Best wishes  
Lai Kuan Lim



## Events

Pupil Free Day: **10 March**

Adelaide Cup Public Holiday: **13 March**

School Experience Week: **20-24 March**

Good Friday Public Holiday: **7 April**

Easter Monday Public Holiday: **10 April**

School Holidays: **15 - 30 April**

Canberra Camp: **1 – 5 May**

Camp: **3-7 July**

Mini Schools: **25 - 29 September**

Get Together: **8 - 9 December**

## Student Free Days

March 10<sup>th</sup>

June 13<sup>th</sup>

**August 7<sup>th</sup>** (correction from July 7<sup>th</sup>)

## OPFA and SOTA CGC

### Outback Parents and Friends Association (OPFA)

An opportunity for the parents, supervisors and staff of students enrolled with the Port Augusta School of the Air (SOTA) to discuss any aspects associated with the school.

### SOTA Committee of Governing Council (CGC)

The SOTA CGC discuss governance issues that require further discussion from OPFA meetings.

### OPFA/CGC upcoming meeting dates

#### All meetings at 3:30pm

OPFA: Week 7 (T1) Wednesday 15 March

CGC: Week 8 (T1) Wednesday 22 March

Welcome to 2023! Our first OPFA meeting saw finances sorted for the face to face events for this coming year and discussions on camp for 2024, induction, School Experience Week and what we can expect for this year. SA ICPA Conference coincides with SEW this year at Woomera on the 24<sup>th</sup> of March so this will make it easy for us mums to attend while the students are busy learning all things space!

CGC welcomes a few new members to the fold for 2023 with the talk of a new SOTA building/site at the forefront of a lot of minds for the coming years. As always, if anyone has things to add to agendas or points for discussion, please let Petie or Leah know and we'll be sure to jot it down.




Thanks

Petie Rankin – Chair SOTA CGC

Leah Beard – Chair OPFA

## Premier's Be Active Challenge

The Premier's *be active* Challenge is about encouraging students to be more active, more often. Participants are rewarded with medals if they complete at least 60 minutes of physical activity on at least 5 days per week for at least 4 weeks. Information can be found at [www.pbac.sa.edu.au](http://www.pbac.sa.edu.au)



## Start of Term



## Student Council 2023

### PRESIDENT – Ruby



Hi I'm Ruby and I am in Year 7! I am the President of Student Council this year. After school I like doing art, swimming or going motorbike riding. I am a kind and organised person. I love to help people whenever! I would love to plan many after school activities for SOTA kids. I am really looking forward to leading the student council this year.

### VICE PRESIDENT - Cody

Hi I am Cody and I am in year 6 this year. My teacher is Ms. Kaur.

I love building things out of Lego and then play with them in my room. I also love motorbike riding and moving cows. I want to be a mechanical engineer when I grow up.

I live with my Mum, Dad, siblings Lara and Dan, dogs Benji and Sooky, and my two pet geckos, Sticky and Lazy Bug.

I want to help the school by organising excursions and fun sport practices. I also want to help our school be known around Port Augusta.



### WELLBEING LEADER – Ryder



Hello, my name is Ryder and I live on the Twin Station. I am a wellbeing leader with Lucy. I love dirt bike riding, shooting guns, helping Dad in the shed and working. I can't wait to make a school a better place with some great ideas.

## WELLBEING LEADER – Lucy



Hi, my name is Lucy and I am in year six. My interests are swimming, art, going to the beach and running my little business ‘Desert Creations’.

I live at the Peake Station which is halfway between Oodnadatta and William Creek. I live with Mum, Dad and my 3 younger brothers George, Jack and Lenny.

Some things I would like to do for the school is organise different fun activities like ‘Jump Rope for Heart’ and ‘MS readathon’. These activities are good because you can do them in your back yard while giving back to the community.

## LEARNING LEADER – Stella

Dear SOTA families,

My name is Stella and I will be one of the Student Council members this year. I hope to make SOTA very fun and exciting for everyone, while we still do our learning! I hope to get some clubs going and invite some guest speakers to assemblies.

See you at school!



## LEARNING LEADER – Winsome



Hi my name is Winsome and I am in year 6.

I am living on Wilgena station with my little sister and my parents. My 2 brothers are at boarding school.

My interests are horse riding, making jewellery, swimming, baking, surfing and bush walks.

In my role as a learning leader, I want to help little kids with their work and give ideas.



## COMMUNITY LEADER – Mareike



My name is Mareike and I am one of your community leaders on student council. I am in year 5 and 10 years old. I live on the Eyre Peninsula with my family and animals. As community leader I will help SOTA strengthen our bond with other schools and communities by initiating more activities together.

## COMMUNITY LEADER– James

Hi! My name is James and I am a Community Leader. I'm in year 5 and my age is 10 going on 11. I live on Upalina station which is about 40km out of Hawker and I live with my parents and sister. As a community leader I hope to make school a good thing to all kids that dislike it.



### Term 1 Week 2

*Miss Emma* Edward for a great start to online learning, remembering to put his hand up in class and making a very detailed Armadillo model.

*Miss Jo:* Lilly for participating more in each lesson and working hard on using her 'Growth Mindset'.

*Miss Morley:* Eli for his continued enthusiasm and participation in all learning areas

*Miss Kaur:* Lily for always taking pride in her work and presenting it neatly.

*Ms Mel:* Ruby for for her neat book work and detailed work returns this week.



# Library Time



It was so good to see everyone at Induction Week. The students were thrilled to share what they have been up to over the break and I was so impressed, I thought I would share them here with you. Here are postcards from the Year 1 / 2 class. The library has a fantastic year planned for SOTA. We look forward to our Wednesday assemblies to share new and exciting news each week. Your Library Ninja, Zoe Elliott

at Elliston  
I went fishing  
with my  
family.  
from Jack




Honey-May  
In the snow  
I went to  
England



I went to the beach for a holiday and we went swimming. I saw some little fish.

at Elliston  
I went  
to the  
beach.  
nash



from Lilly



on the  
hacha I  
went to  
ki I went  
fishing  
DAN



CHAP DORJE  
I went  
to KI

clem  
in the  
holiday  
I went  
bull riding.



and Krismel  
we let Popkin  
to awwa ws  
to get the presents  
from Lisma



In the  
holidays  
I went  
pony riding  
from Alex

## Miss Megan's Home Visits

Hello again SOTA families. Over the past two weeks, I have visited two of our new Reception students and wow am I impressed!!

The skills!! The enthusiasm!! The school rooms!!



The learning and the charming manners! I have been so lucky to spend some time getting to know these new members of our wonderful community.

It is very rewarding being together on an Itinerant visit and supporting the children as they have fun with their learning, their friends, and their online teachers.

I hope they all keep reading, riding, playing, exploring and learning more about numbers.


And, I hope to see you all in the coming weeks.

Miss Megan





# Miss Emma's Reception



Remy



Roy



Edward



Emmett



Beau



Eli

In Reception we have had a fantastic start to the year! It was wonderful to see everyone face to face at induction week.

In English we have been learning about the difference between real and imaginative texts. Students learnt all about armadillos and created models out of playdough.

In Maths we have been learning our numbers 0-10. Students have practised writing and making these numbers in many different ways.


Students have become so much more confident in using WebEx and it is great to see them using their annotation tools in lessons.

# Miss Jo's 1/2

The Year 1/2 Legends have been learning about poetry with the use of the book 'Wombat Stew.' Students have started learning about different noun groups and verbs to make their writing more exciting. We have also been learning lots about numbers and the importance of place value when recording numbers. We've managed to look at what animals/humans and plants need to survive in our Science lessons. And if that wasn't enough, we have also been learning how we can use our face to make different expressions in our Drama Lessons.



Lilly



Alex



Jack



Lisma



Charlie



Clem



Daniel



Sanaisha



Lisma



# Miss Morley's 3/4

Year 3/4 is having a wonderful start to the term, demonstrating glorious enthusiasm and participation throughout all our subjects!

In class we have been busy learning: investigating forces in our every day lives in Science; researching the European history of Australia in HASS; becoming budding poets in English; demonstrating our understanding of numbers in Maths; and designing incredible performances and characters in our Drama classes.

I am very excited to see where the rest of the year takes us and delighted to share some of their fabulous work with everyone!

Awesome going 3/4 class. Keep up the good work!

**Compare the images below.**  
Write a short story about how life has changed over time from Source 1 to Source 5.

They used to live and work on the farm where it was nice and peaceful and they could do whatever they wanted and weren't bossed around they had to harvest and jick up the wheat for the plants on the farm died and then they had to go and live in the city. When they were in the city they worked in a factory men couldn't work there only women and kids could work there because they could fit into small spaces. It was very dangerous because when they went into there there were lots of machines running in small spaces and lot of the kids had to go in with machines and carts around with all the stuff because they weren't getting paid enough they started fighting and there were helps of kais there and women and a couple of police.

**Compare the images below.**  
Write a short story about how life has changed over time from Source 1 to Source 5.

A little boy asked his Grandpa a very curious question. How was it like to live before the industrial revolution?  
Grandpa told his story "Back when I was your age little boy children did the same work as a full grown man did out in the fields. We had to work hard with bastons on our hands and life to eat and it didn't even pay more than ten dollars a day. Choosing colossal machinery from top to bottom, we had to work twelve hours a day. We even had to work the machinery by ourselves.  
The little boy said: "Compared to me, I can go to school. Did you ever go to school and learned how to read and write?"

**Think About:**

- Perspective - who is telling the story?
- Sequence - how do the facts about the changes?
- Continuity and Change - what is different and what is the same?

**Where do I use Push and Pull?**

Look around the house for objects that require forces for movement. For example, a door, or a tennis racket. Draw yourself using these objects in each box below. Use arrows to show the direction and type of forces - use blue for push arrows and red for pull arrows.

Push Keyboard	Push Pop it
Pull Pull dog	Pull Wing on
Push and Pull Water	Push and Pull Water

When My House Came Alive!

Pretend that a magic spell has been cast and your house is coming alive!

Choose one object in your house or classroom that you think would have interesting things to say and complete the boxes below.

Draw your object coming alive.

**Object Questions**

What is your Object's name? Whiteboard

How old are they? 30

Do they speak with a high or low pitch voice? High

Do they speak quickly or slowly? Slowly

How are they feeling today? good

What is the use for this object? good

How do you and the object know one another? We are friends

Where did they discover? the Pacific Ocean, Hawaiian Islands

What is your explorer's name? James Cook

Where did they explore? the Pacific Ocean, Hawaiian Islands

Why do you think it is important to learn about your explorer?  
because he sailed around the world and discovered lots of places

**Where do I use Push and Pull?**

Look around the house for objects that require forces for movement. For example, a door, or a tennis racket. Draw yourself using these objects in each box below. Use arrows to show the direction and type of forces - use blue for push arrows and red for pull arrows.

Push texting	Push Fishing a hook out of ship
Pull fixing a trailer	Push and Pull racking
Push and Pull yoosingu knife	Push and Pull brushing a yonteehn

**When My House Came Alive!**

Pretend that a magic spell has been cast and your house is coming alive!

Choose one object in your house or classroom that you think would have interesting things to say and complete the boxes below.

Draw your object coming alive.

**Object Questions**

What is your Object's name? whiteboard

How old are they? 30

Do they speak with a high or low pitch voice? High

Do they speak quickly or slowly? slowly

How are they feeling today? good

What is the use for this object? good

How do you and the object know one another? We are friends

**Responding to a Poem Mind Map**

Read the poem. What do you notice/recognise?

- Patterns? It was like a Limerick
- Structure? Rhyming lines
- Devices? Nonsense words, alliteration, Physical metaphors
- Punctuation? Someone speaking, exclamation mark
- Dislikes - Why? No.
- Emotive? Funny
- Words Rhythm, Rhymes
- Connotations? He says "Ahhh!" "Here comes the biscuit!"
- Questions/tricky bits? No tricky bits.
- Likes - Why? I liked it because it had nonsense words.

**Where do I use Push and Pull?**

Look around the house for objects that require forces for movement. For example, a door, or a tennis racket. Draw yourself using these objects in each box below. Use arrows to show the direction and type of forces - use blue for push arrows and red for pull arrows.

Push Pushups	Push Hitting a ball
Pull opening a door	Push and Pull pulling a balloon down
Push and Pull cutting	Push and Pull Banding cattle

**Thank you for being a good mate**

Shaquille

Martin


George

Your Supervisor

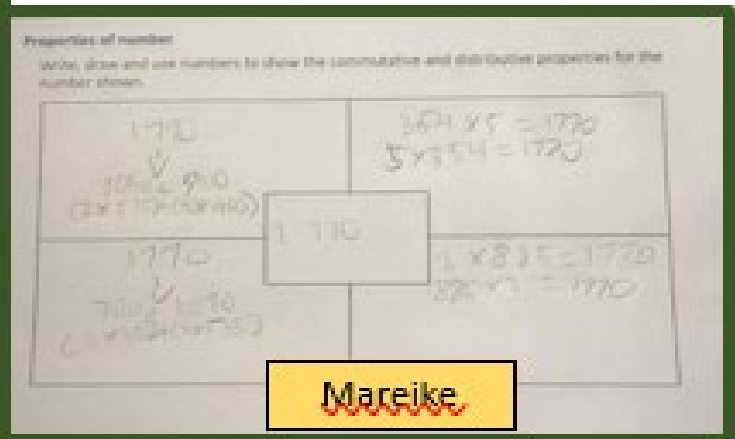
thank you for reaching me for the best

# Miss Kaur's Year 5/6

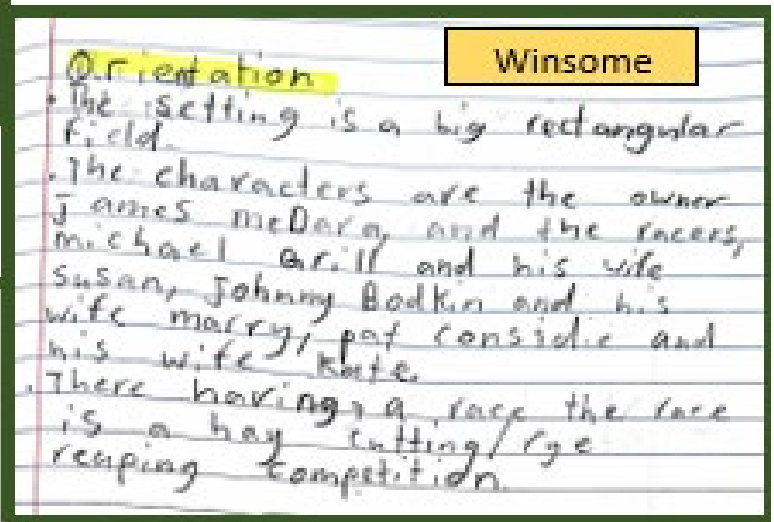
I'm super proud of all the learning 5/6 students have done so far. The students have been using a growth mindset to extend their learning skills. In English, we have been learning about the elements of plot and short stories. Students have been learning to write various elements of a story using plot diagram. In Maths, we have been learning about prime numbers, how to make a factor tree and properties of multiplication.



PJ

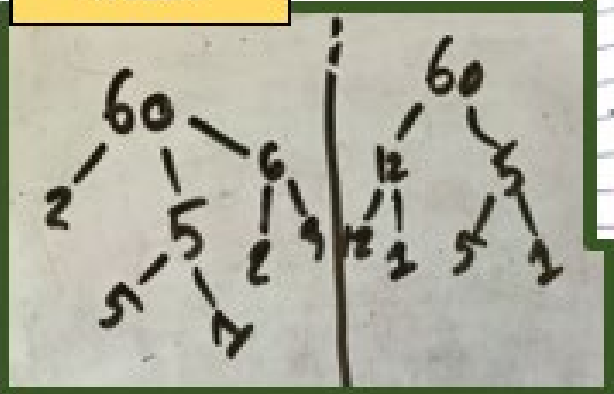


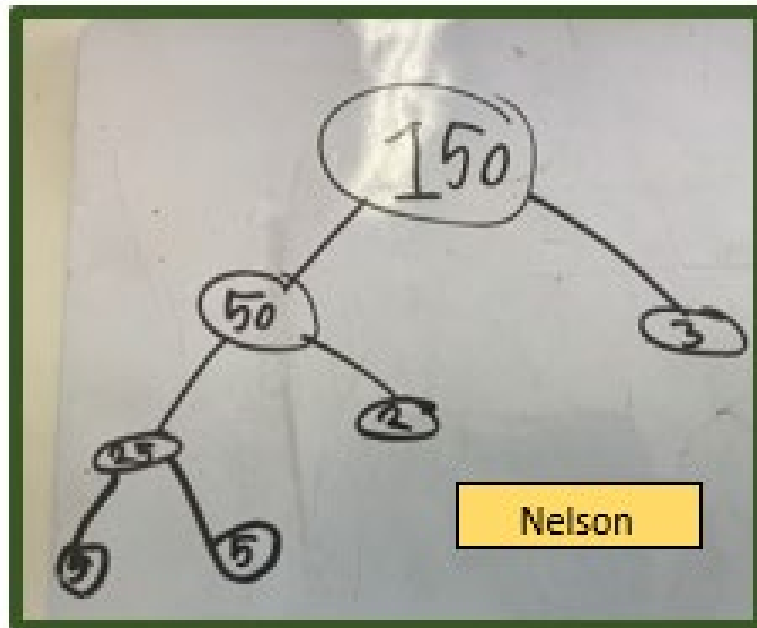
Mareike



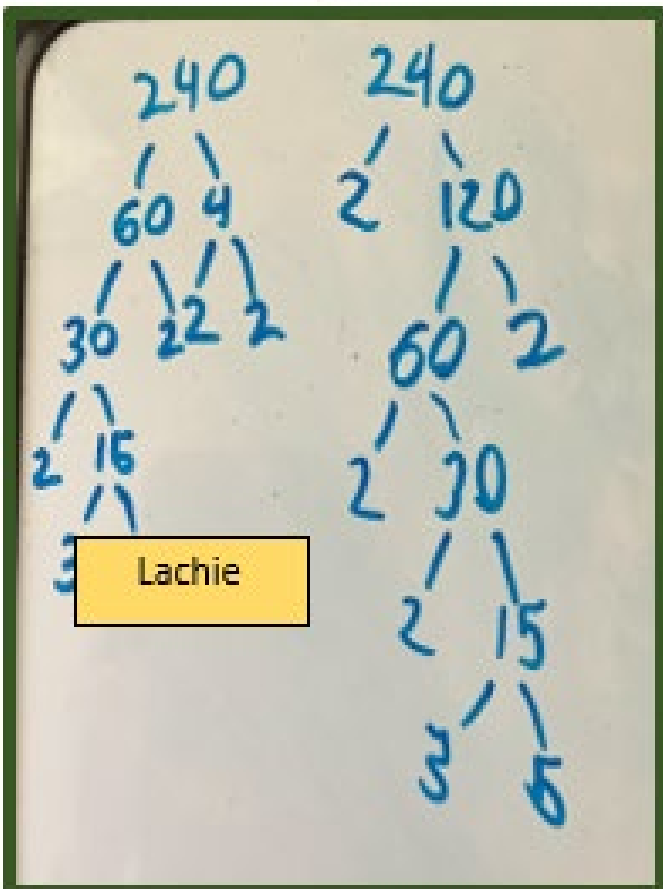
Winsome

Micah





Nelson



Lachie

The Friendly Witch

ORIENTATION:  
 The witch is not a normal witch she loves color.

Mr. Howes is not what you would expect. He is very light.

COMPLICATIONS:  
 The witch is the only witch in the world. She has a gift. One night she saw a boy with a witch. She liked him. Her spells were helping him.

RESOLUTION:  
 The boy had a witch but she was a good witch and will always help him.

CONFLICT:  
 The conflict was that she was in jail for a while but she was not a witch.

Magenta

**James**

**ENGLISH**

Plot diagram: The Tiger, the Rabbit and Chung-Ho

Using notes:

- They make a plan
- Tiger says Kill him
- Wants eggs for him
- Rabbit says - I'll do it
- They go to the pit
- Tiger is tricked

Plot diagram:

Exposition: Tiger going to see them

Rising action:

Falling action:

Rabbit dies

Character	Contribution	Resolution
Tiger, long legs, in a long coat	1. Chung-Ho must decide whether to help the tiger who asks for a plan. 2. The tiger promises to eat Chung-Ho.	The rabbit and Chung-Ho die.

**Cody**

How does it fit the short story?

When Chung-Ho helps the tiger out of the pit. Another one is when they ask the rabbit if the tiger should eat him or not and when the rabbit tricks the tiger.

Characterisation: Choose one character in the story. What traits and behaviours are demonstrated by this character? Use evidence from the text.

Rabbit: Smart, quick thinking, like's Chung-Ho, helps people.

**Lucy**

A grid of handwritten numbers from 0 to 9, arranged in a roughly triangular shape. The numbers are written in black ink on a light-colored background.

# Ms Mel's Year 7

In the Year 7 class we have been exploring a variety of mental strategies in Mathematics. In History we have been researching what historians and archaeologists do and why this is important work. We will soon begin our investigation into the civilisation of ancient Egypt. In Health students have been exploring their personal qualities and identifying ways these qualities can help them manage changes and transitions in their lives.

8-1-23 Historians and Archaeologists

**Ruby**

**Jacob**

**Abby**

**Aurelia**

**Stella**

**Ryder**

Archaeologist wanted for outdoor station

- It has to be named after me
- dig for bones
- 

What we need

- food
- some machinery
- accommodation
- lots of money

Contact Ryder: 0448791931



# Connellan Airways Trust



## Grant Applications

Applications for the grant to be emailed to  
[kristy.harding435@schools.sa.edu.au](mailto:kristy.harding435@schools.sa.edu.au)  
by end of day Wednesday 1<sup>st</sup> March 2023.

Families can also individually apply for General Grants.

Please refer to their website for further details  
<https://www.connellanairwaystrust.org.au/>